

Scaled data based on original data using
LM-79-08 Approved Method: Electrical and Photometric Measurements of Solid-
State Lighting Products

Test Report Prepared for
Cooper Lighting Solutions
(formerly Eaton)

Brand: McGRAW-EDISON

Report Number: P271804

Luminaire Tested: **ISW-AF-1200-LED-E1-SL4-7027**

Issue Date: 3/3/2020

Test Information

Test Method: LM-79-08
Report Number: P271804
TEST IS SCALED FROM IESNA LM-79-08 TEST DATA (P35947)
Test Lab: INNOVATION CENTER-P3
Issue Date: 3/3/2020
Manufacturer: COOPER LIGHTING SOLUTIONS (FORMERLY EATON)
Product Line: MCGRAW-EDISON
Catalog Number: ISW-AF-1200-LED-E1-SL4-7027
Description: IMPACT ELITE LED WEDGE LUMINAIRE
LIGHT SQUARE WITH ACCULED OPTICS-TYPE IV W/SPILL CONTROL
Light Source: (16) 2700K CCT, 70 CRI LEDs
Ballast/Driver: ELECTRONIC DRIVER

Summary

Lumens per Lamp: N/A
Luminaire Lumens: 5353.6 lumens
Efficiency: N/A
Efficacy: 81.1 lumens/watt
Luminous Opening: Rectangular (W 0.5' x L: 0.5' x H: 0')
IES Classification: Type IV - Short - Semi-Cutoff
BUG Rating: B1 - U1 - G2

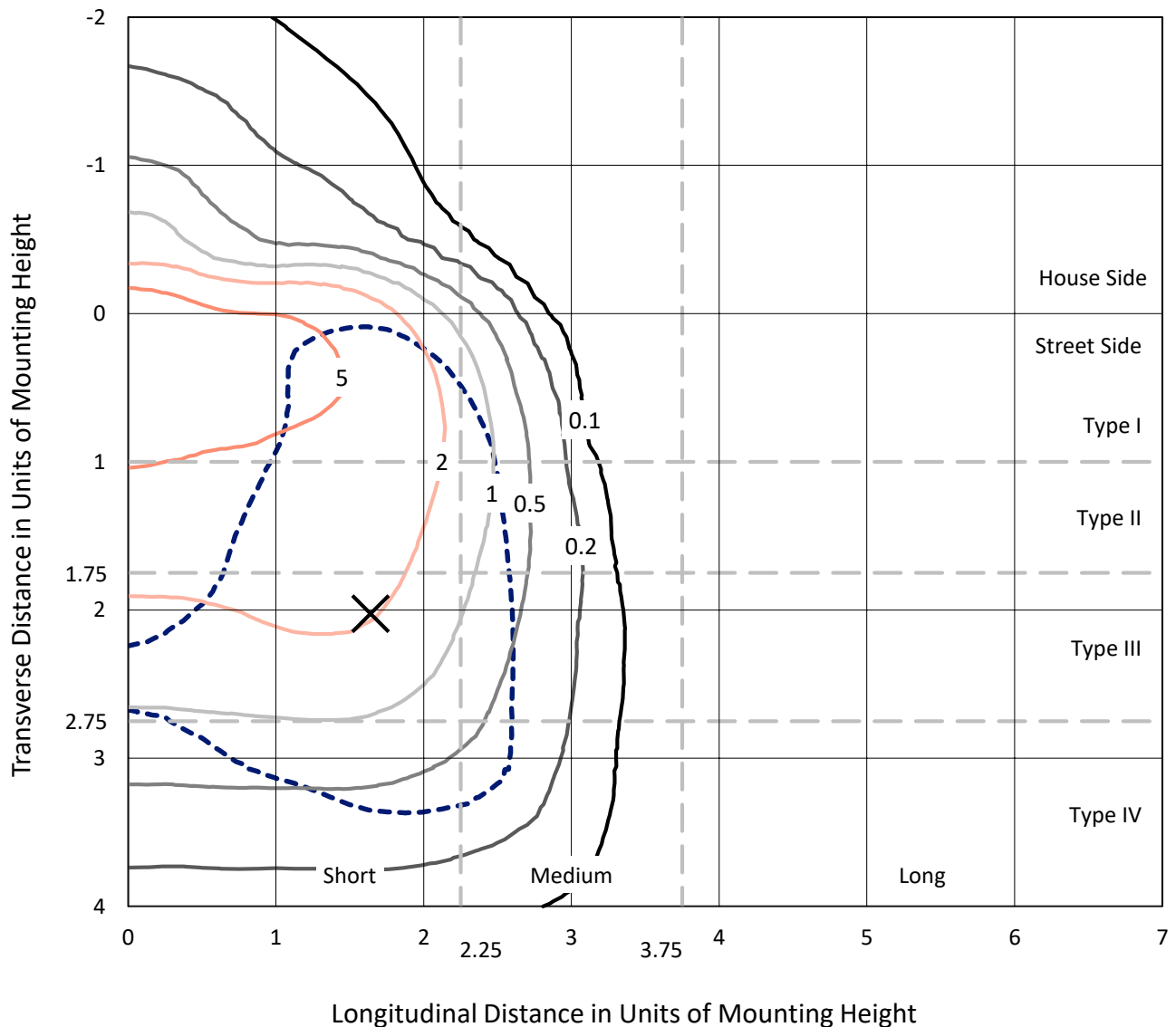
Input Watts (W): 66
Input Voltage (V): 120
Input Current (Ain): NR
Voltage Rise (V): NR
Power Factor: NR
Total Harmonic Distortion (THDi): NR
Frequency (hertz): 60
Stabilization Time: NR
Operation Time: NR
Ambient Temperature (°C): NR
Test Distance: 25 FT



REPORT NUMBER: P271804
 CATALOG NUMBER: ISW-AF-1200-LED-E1-SL4-7027

Iso-Footcandle Lines of Horizontal Illumination

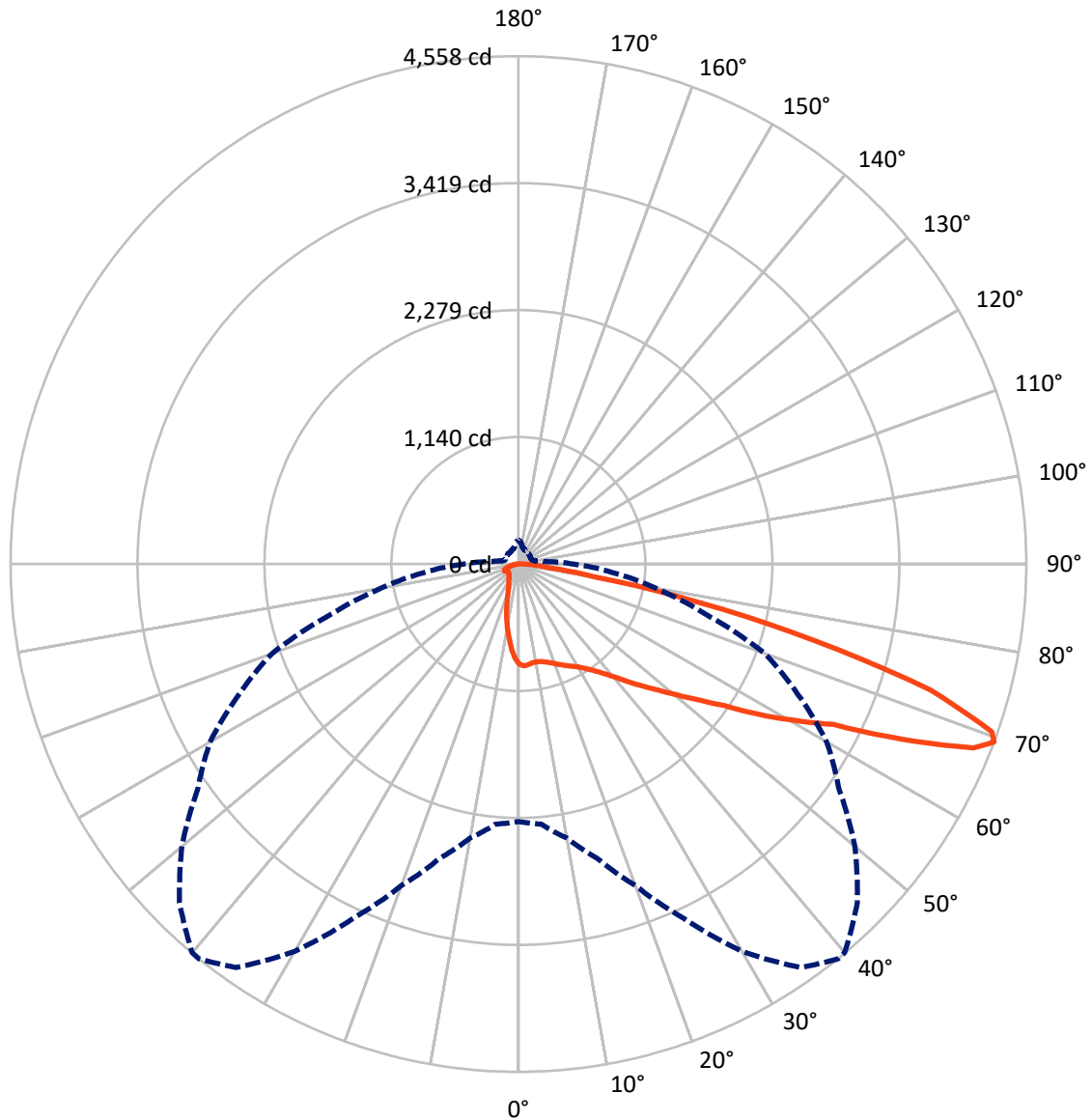
✕ Max cd
 - - - 1/2 Max cd



Based on 10 foot mounting height. Maximum calculated value = 9 fc
 Type IV - Short - Semi-Cutoff

REPORT NUMBER: P271804
CATALOG NUMBER: ISW-AF-1200-LED-E1-SL4-7027

Luminous Intensity Polar Plot



— Vertical Plane Through 39-Deg Lateral - - - Horizontal Cone Through 69-Deg Vertical

REPORT NUMBER: P271804

CATALOG NUMBER: ISW-AF-1200-LED-E1-SL4-7027

FLUX DISTRIBUTION:

		Downward	Upward	Total
House Side	Lumens	677.4	0.2	677.5
	% Fixture	12.7	0.0	12.7
Street Side	Lumens	4674.7	1.3	4676.1
	% Fixture	87.3	0.0	87.3
Total	Lumens	5352.1	1.5	5353.6
	% Fixture	100.0	0.0	100.0

ZONAL LUMENS:

Zone	Lumens	% Fixture
0°-10°	77.4	1.4
10°-20°	195.2	3.6
20°-30°	303.8	5.7
30°-40°	459.1	8.6
40°-50°	734.7	13.7
50°-60°	1154.7	21.6
60°-70°	1554.8	29.0
70°-80°	771.2	14.4
80°-90°	101.3	1.9
90°-100°	1.5	0.0
100°-110°	0.0	0.0
110°-120°	0.0	0.0
120°-130°	0.0	0.0
130°-140°	0.0	0.0
140°-150°	0.0	0.0
150°-160°	0.0	0.0
160°-170°	0.0	0.0
170°-180°	0.0	0.0
0°-90°	5352.1	100.0
0°-180°	5353.6	100.0

Coefficient of Utilization



REPORT NUMBER: P271804

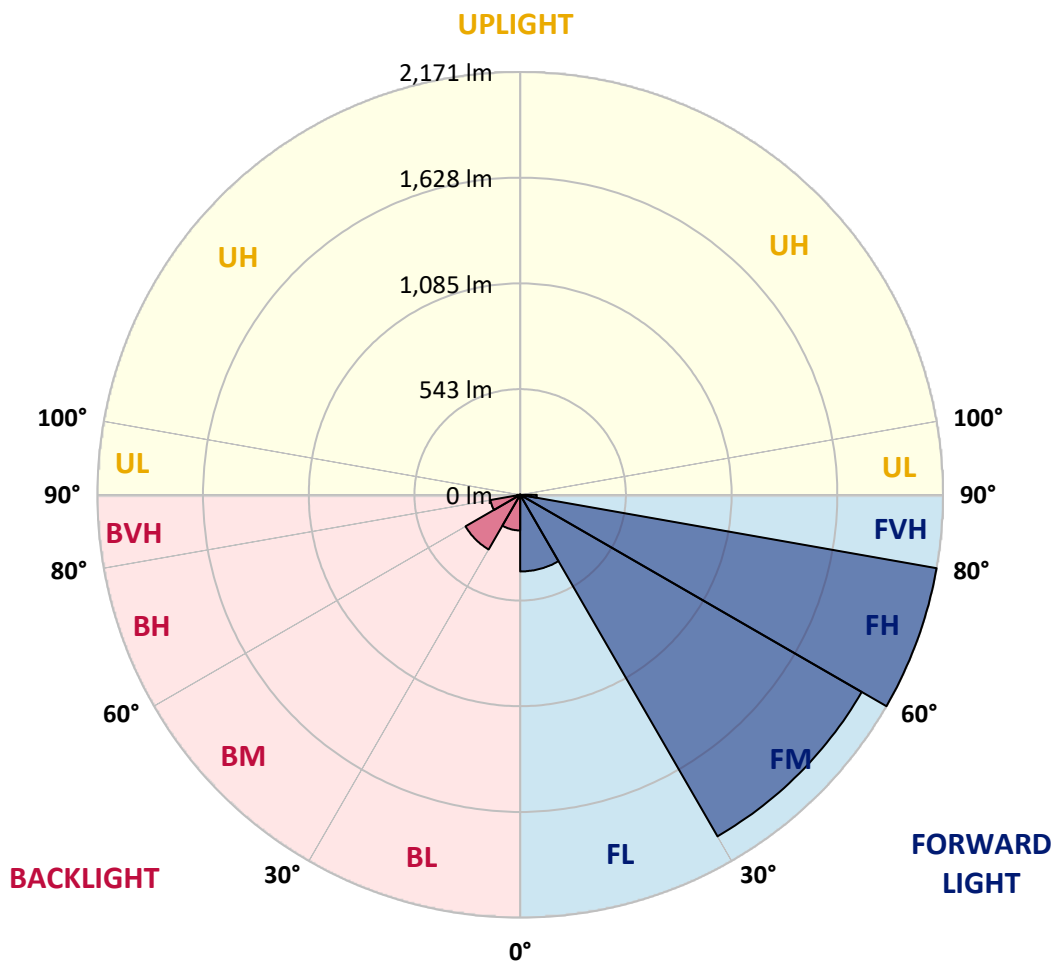
CATALOG NUMBER: ISW-AF-1200-LED-E1-SL4-7027

LUMINAIRE CLASSIFICATION SYSTEM LUMEN TABLE AND BUG RATING:

Zone		Lumens	% Fixture	Zone Rating/Lumen Limit		
				B	U	G
FL	(0°-30°)	393.6	7.4			
FM	(30°-60°)	2024.9	37.8			
FH	(60°-80°)	2170.9	40.6			G2/5000
FVH	(80°-90°)	85.3	1.6			G1/100
BL	(0°-30°)	182.7	3.4	B1/500		
BM	(30°-60°)	323.6	6.0	B1/1000		
BH	(60°-80°)	155.1	2.9	B1/500		G1/500
BVH	(80°-90°)	16.0	0.3			G1/100
UL	(90°-100°)	1.5	0.0		U1/10	
UH	(100°-180°)	0.2	0.0		U1/10	

BUG Rating: B1-U1-G2

Type IV Short





REPORT NUMBER: P271804

CATALOG NUMBER: ISW-AF-1200-LED-E1-SL4-7027

CANDELA DISTRIBUTION (FULL):

	0°	5°	10°	15°	20°	25°	30°	35°	39°	40°	45°
0°	896.7	896.7	896.7	896.7	896.7	896.7	896.7	896.7	896.7	896.7	896.7
2.5°	918.3	919.2	919.2	920.1	916.7	916.7	917.5	914.0	915.8	914.9	910.6
5°	920.1	921.0	920.1	921.0	916.7	914.9	911.4	907.1	908.8	908.0	901.9
7.5°	915.8	916.7	914.9	915.8	910.6	907.1	901.9	898.5	895.8	894.9	887.2
10°	906.2	908.8	905.3	908.0	903.7	900.1	897.6	894.0	892.4	891.5	882.8
12.5°	892.4	894.0	894.9	898.5	898.5	899.3	899.3	896.7	897.6	896.7	889.7
15°	879.4	885.4	891.5	894.9	901.9	906.2	909.7	908.8	911.4	910.6	906.2
17.5°	879.4	884.5	894.9	906.2	919.2	925.3	930.6	930.6	931.5	929.7	922.8
20°	882.8	892.4	909.7	928.8	944.5	956.7	960.1	959.2	955.8	955.8	943.6
22.5°	911.4	917.5	936.7	957.5	979.2	991.4	992.3	989.7	982.7	980.9	966.1
25°	952.3	959.2	976.5	1003.6	1020.0	1029.5	1027.0	1018.3	1011.4	1005.3	989.7
27.5°	1015.7	1020.9	1038.4	1056.6	1066.1	1069.6	1059.1	1047.0	1039.2	1036.6	1015.7
30°	1080.9	1087.8	1101.7	1113.0	1120.8	1110.5	1094.0	1080.0	1073.0	1071.3	1052.3
32.5°	1160.8	1161.7	1171.2	1173.8	1174.7	1157.4	1134.8	1121.7	1119.1	1115.7	1100.9
35°	1233.8	1238.1	1236.3	1235.5	1227.7	1206.1	1186.9	1179.0	1176.5	1175.6	1163.5
37.5°	1298.9	1306.0	1301.6	1293.8	1284.1	1266.8	1246.8	1238.1	1246.8	1241.5	1244.2
40°	1362.4	1362.4	1357.2	1352.8	1341.6	1325.0	1318.0	1318.9	1332.8	1336.3	1339.8
42.5°	1417.2	1416.3	1411.1	1407.6	1405.8	1402.3	1398.9	1415.4	1442.3	1447.6	1455.3
45°	1477.2	1476.3	1456.2	1463.2	1475.4	1477.9	1490.1	1528.4	1561.3	1563.9	1580.5
47.5°	1535.3	1528.4	1509.2	1516.2	1550.9	1569.2	1589.2	1643.0	1689.2	1698.7	1744.7
50°	1596.1	1589.2	1568.4	1581.4	1630.1	1663.9	1710.8	1785.5	1848.9	1862.0	1921.9
52.5°	1659.6	1658.7	1642.2	1662.1	1722.1	1790.7	1864.6	1949.0	2026.1	2042.7	2131.4
55°	1736.1	1731.7	1724.7	1749.0	1834.2	1926.2	2041.8	2156.5	2240.8	2270.4	2359.8
57.5°	1822.0	1820.2	1821.1	1871.6	1974.0	2114.0	2255.6	2410.2	2549.3	2570.1	2653.5
60°	1896.7	1900.3	1920.1	1999.3	2127.8	2317.3	2516.2	2725.6	2849.1	2870.7	2952.4
62.5°	1987.9	2008.0	2052.3	2152.2	2303.3	2532.8	2790.9	3012.4	3171.4	3215.8	3370.4
65°	2207.0	2222.6	2305.1	2426.0	2618.8	2912.5	3208.7	3531.1	3793.5	3833.4	3966.4
67.5°	2366.9	2406.8	2536.3	2733.5	3012.4	3387.8	3794.4	4184.5	4406.1	4424.3	4331.4
69°	2311.2	2344.3	2497.2	2735.2	3071.5	3508.5	4014.2	4421.6	4558.1	4554.7	4301.8
70°	2226.1	2256.5	2425.1	2656.2	3022.0	3494.6	4017.7	4423.4	4506.0	4474.6	4185.3
72.5°	1864.6	1891.5	2049.7	2291.1	2645.7	3115.0	3607.5	3884.7	3867.3	3841.3	3363.4
75°	1164.3	1162.6	1300.7	1440.6	1716.0	2190.4	2557.0	2779.5	2744.0	2723.9	2159.2
77.5°	435.3	465.7	516.1	666.5	793.2	1049.6	1345.9	1593.5	1662.1	1574.4	1162.6
80°	226.8	243.4	276.3	329.3	378.8	433.5	521.4	670.8	694.2	647.3	469.2
82.5°	179.0	199.0	232.0	277.1	311.9	291.1	274.5	284.1	282.3	269.3	238.9
85°	135.6	159.0	212.9	258.9	308.5	260.7	207.7	181.5	161.7	162.4	172.9
87.5°	67.8	87.8	167.7	225.9	268.4	172.9	135.6	105.1	87.8	84.4	113.0
90°	20.8	20.8	33.9	44.3	60.8	30.5	29.6	22.5	16.5	16.5	26.1
92.5°	0.0	0.0	0.0	0.0	0.0	0.0	0.0	0.0	0.0	0.0	0.0
95°	0.0	0.0	0.0	0.0	0.0	0.0	0.0	0.0	0.0	0.0	0.0
97.5°	0.0	0.0	0.0	0.0	0.0	0.0	0.0	0.0	0.0	0.0	0.0
100°	0.0	0.0	0.0	0.0	0.0	0.0	0.0	0.0	0.0	0.0	0.0
102.5°	0.0	0.0	0.0	0.0	0.0	0.0	0.0	0.0	0.0	0.0	0.0
105°	0.0	0.0	0.0	0.0	0.0	0.0	0.0	0.0	0.0	0.0	0.0
107.5°	0.0	0.0	0.0	0.0	0.0	0.0	0.0	0.0	0.0	0.0	0.0



REPORT NUMBER: P271804

CATALOG NUMBER: ISW-AF-1200-LED-E1-SL4-7027

CANDELA DISTRIBUTION (continued):

	0°	5°	10°	15°	20°	25°	30°	35°	39°	40°	45°
110°	0.0	0.0	0.0	0.0	0.0	0.0	0.0	0.0	0.0	0.0	0.0
112.5°	0.0	0.0	0.0	0.0	0.0	0.0	0.0	0.0	0.0	0.0	0.0
115°	0.0	0.0	0.0	0.0	0.0	0.0	0.0	0.0	0.0	0.0	0.0
117.5°	0.0	0.0	0.0	0.0	0.0	0.0	0.0	0.0	0.0	0.0	0.0
120°	0.0	0.0	0.0	0.0	0.0	0.0	0.0	0.0	0.0	0.0	0.0
122.5°	0.0	0.0	0.0	0.0	0.0	0.0	0.0	0.0	0.0	0.0	0.0
125°	0.0	0.0	0.0	0.0	0.0	0.0	0.0	0.0	0.0	0.0	0.0
127.5°	0.0	0.0	0.0	0.0	0.0	0.0	0.0	0.0	0.0	0.0	0.0
130°	0.0	0.0	0.0	0.0	0.0	0.0	0.0	0.0	0.0	0.0	0.0
132.5°	0.0	0.0	0.0	0.0	0.0	0.0	0.0	0.0	0.0	0.0	0.0
135°	0.0	0.0	0.0	0.0	0.0	0.0	0.0	0.0	0.0	0.0	0.0
137.5°	0.0	0.0	0.0	0.0	0.0	0.0	0.0	0.0	0.0	0.0	0.0
140°	0.0	0.0	0.0	0.0	0.0	0.0	0.0	0.0	0.0	0.0	0.0
142.5°	0.0	0.0	0.0	0.0	0.0	0.0	0.0	0.0	0.0	0.0	0.0
145°	0.0	0.0	0.0	0.0	0.0	0.0	0.0	0.0	0.0	0.0	0.0
147.5°	0.0	0.0	0.0	0.0	0.0	0.0	0.0	0.0	0.0	0.0	0.0
150°	0.0	0.0	0.0	0.0	0.0	0.0	0.0	0.0	0.0	0.0	0.0
152.5°	0.0	0.0	0.0	0.0	0.0	0.0	0.0	0.0	0.0	0.0	0.0
155°	0.0	0.0	0.0	0.0	0.0	0.0	0.0	0.0	0.0	0.0	0.0
157.5°	0.0	0.0	0.0	0.0	0.0	0.0	0.0	0.0	0.0	0.0	0.0
160°	0.0	0.0	0.0	0.0	0.0	0.0	0.0	0.0	0.0	0.0	0.0
162.5°	0.0	0.0	0.0	0.0	0.0	0.0	0.0	0.0	0.0	0.0	0.0
165°	0.0	0.0	0.0	0.0	0.0	0.0	0.0	0.0	0.0	0.0	0.0
167.5°	0.0	0.0	0.0	0.0	0.0	0.0	0.0	0.0	0.0	0.0	0.0
170°	0.0	0.0	0.0	0.0	0.0	0.0	0.0	0.0	0.0	0.0	0.0
172.5°	0.0	0.0	0.0	0.0	0.0	0.0	0.0	0.0	0.0	0.0	0.0
175°	0.0	0.0	0.0	0.0	0.0	0.0	0.0	0.0	0.0	0.0	0.0
177.5°	0.0	0.0	0.0	0.0	0.0	0.0	0.0	0.0	0.0	0.0	0.0
180°	0.0	0.0	0.0	0.0	0.0	0.0	0.0	0.0	0.0	0.0	0.0



REPORT NUMBER: P271804

CATALOG NUMBER: ISW-AF-1200-LED-E1-SL4-7027

CANDELA DISTRIBUTION (continued):

	50°	55°	60°	65°	70°	75°	80°	85°	90°	95°	100°
0°	896.7	896.7	896.7	896.7	896.7	896.7	896.7	896.7	896.7	896.7	896.7
2.5°	907.1	907.1	905.3	904.5	901.9	898.5	895.8	891.5	888.9	884.5	879.4
5°	895.8	892.4	890.6	887.2	881.9	877.6	872.3	866.2	859.3	850.7	841.0
7.5°	881.1	875.8	869.8	868.0	861.9	856.7	850.7	841.9	832.4	816.8	804.6
10°	874.9	869.8	864.5	861.0	853.2	847.1	840.3	828.9	816.8	795.9	773.4
12.5°	881.1	875.8	870.5	864.5	857.6	850.7	841.0	827.2	810.7	783.7	755.9
15°	895.8	890.6	881.9	875.8	866.2	860.1	847.1	831.5	807.1	774.2	737.7
17.5°	912.3	904.5	896.7	887.2	878.5	870.5	856.7	836.7	806.3	767.2	720.4
20°	927.9	919.2	907.1	900.1	891.5	880.2	865.3	841.0	804.6	753.3	702.0
22.5°	946.3	934.9	921.9	914.0	907.1	897.6	880.2	848.9	804.6	745.5	681.2
25°	969.7	954.9	941.9	934.1	929.7	922.8	901.9	867.1	810.7	741.1	663.8
27.5°	997.5	978.3	967.0	961.8	961.0	955.8	934.9	891.5	824.6	741.1	647.3
30°	1030.4	1014.0	999.3	999.3	1009.7	1006.1	982.7	928.8	846.2	743.8	635.1
32.5°	1076.5	1060.0	1051.4	1060.0	1071.3	1074.8	1047.9	981.8	881.9	755.9	623.0
35°	1144.4	1133.9	1127.8	1140.8	1163.5	1172.1	1139.1	1060.9	934.1	779.4	616.1
37.5°	1233.8	1226.0	1218.1	1240.8	1283.3	1300.7	1253.0	1152.2	1008.8	818.4	612.6
40°	1336.3	1337.1	1345.9	1391.0	1431.9	1468.4	1414.5	1290.2	1111.3	874.1	616.1
42.5°	1457.9	1467.5	1497.0	1559.6	1638.7	1667.3	1615.2	1457.1	1239.0	941.0	624.7
45°	1609.1	1634.4	1684.7	1777.7	1873.2	1917.6	1843.7	1667.3	1399.8	1047.9	649.0
47.5°	1769.9	1825.4	1910.7	2023.6	2134.8	2163.5	2072.3	1857.7	1557.0	1142.6	686.5
50°	1975.8	2043.6	2128.7	2264.3	2382.5	2399.8	2279.1	2034.0	1694.3	1225.1	722.1
52.5°	2167.8	2260.0	2368.5	2525.9	2645.7	2623.9	2467.6	2191.2	1802.9	1281.6	742.0
55°	2430.3	2525.9	2648.3	2785.6	2904.6	2852.5	2638.8	2325.2	1889.9	1323.3	748.1
57.5°	2729.9	2803.0	2922.8	3063.7	3141.8	3052.4	2807.3	2455.4	1972.4	1324.1	700.3
60°	3024.5	3109.8	3241.7	3380.0	3423.4	3268.8	2924.6	2475.4	1890.7	1181.7	560.5
62.5°	3460.7	3546.8	3613.6	3636.2	3558.1	3246.9	2788.2	2264.3	1630.1	932.4	397.1
65°	3948.2	3850.9	3721.4	3599.8	3386.9	2914.2	2404.1	1860.3	1265.0	623.0	273.7
67.5°	4075.9	3779.6	3498.1	3227.0	2829.9	2320.7	1813.4	1308.5	811.5	354.5	185.9
69°	3942.9	3510.3	3196.6	2766.5	2356.3	1736.9	1249.5	838.5	484.8	246.8	155.6
70°	3699.7	3249.6	2824.7	2364.2	1825.4	1326.8	830.7	549.1	316.2	179.9	139.9
72.5°	2791.8	2232.2	1720.3	1117.4	681.2	378.0	265.9	190.4	150.4	132.1	119.9
75°	1614.3	1074.8	703.8	375.3	222.4	165.1	144.3	128.5	119.0	114.7	104.2
77.5°	681.2	425.8	288.4	211.1	149.5	127.6	111.2	102.6	101.7	99.0	89.5
80°	310.2	265.9	226.8	159.0	113.8	97.3	85.2	83.5	85.2	82.6	73.0
82.5°	230.2	226.8	189.5	122.5	86.9	65.1	53.0	55.7	62.5	67.8	59.1
85°	192.0	192.0	159.0	91.3	57.3	41.7	40.9	46.0	52.1	56.4	47.8
87.5°	176.3	169.4	91.3	46.9	33.0	26.9	25.2	22.5	22.5	39.1	33.0
90°	17.3	7.8	4.3	3.4	4.3	3.4	5.2	4.3	4.3	4.3	4.3
92.5°	0.0	0.0	0.0	0.0	0.0	0.0	0.0	0.0	0.0	0.0	0.0
95°	0.0	0.0	0.0	0.0	0.0	0.0	0.0	0.0	0.0	0.0	0.0
97.5°	0.0	0.0	0.0	0.0	0.0	0.0	0.0	0.0	0.0	0.0	0.0
100°	0.0	0.0	0.0	0.0	0.0	0.0	0.0	0.0	0.0	0.0	0.0
102.5°	0.0	0.0	0.0	0.0	0.0	0.0	0.0	0.0	0.0	0.0	0.0
105°	0.0	0.0	0.0	0.0	0.0	0.0	0.0	0.0	0.0	0.0	0.0
107.5°	0.0	0.0	0.0	0.0	0.0	0.0	0.0	0.0	0.0	0.0	0.0



REPORT NUMBER: P271804

CATALOG NUMBER: ISW-AF-1200-LED-E1-SL4-7027

CANDELA DISTRIBUTION (continued):

	50°	55°	60°	65°	70°	75°	80°	85°	90°	95°	100°
110°	0.0	0.0	0.0	0.0	0.0	0.0	0.0	0.0	0.0	0.0	0.0
112.5°	0.0	0.0	0.0	0.0	0.0	0.0	0.0	0.0	0.0	0.0	0.0
115°	0.0	0.0	0.0	0.0	0.0	0.0	0.0	0.0	0.0	0.0	0.0
117.5°	0.0	0.0	0.0	0.0	0.0	0.0	0.0	0.0	0.0	0.0	0.0
120°	0.0	0.0	0.0	0.0	0.0	0.0	0.0	0.0	0.0	0.0	0.0
122.5°	0.0	0.0	0.0	0.0	0.0	0.0	0.0	0.0	0.0	0.0	0.0
125°	0.0	0.0	0.0	0.0	0.0	0.0	0.0	0.0	0.0	0.0	0.0
127.5°	0.0	0.0	0.0	0.0	0.0	0.0	0.0	0.0	0.0	0.0	0.0
130°	0.0	0.0	0.0	0.0	0.0	0.0	0.0	0.0	0.0	0.0	0.0
132.5°	0.0	0.0	0.0	0.0	0.0	0.0	0.0	0.0	0.0	0.0	0.0
135°	0.0	0.0	0.0	0.0	0.0	0.0	0.0	0.0	0.0	0.0	0.0
137.5°	0.0	0.0	0.0	0.0	0.0	0.0	0.0	0.0	0.0	0.0	0.0
140°	0.0	0.0	0.0	0.0	0.0	0.0	0.0	0.0	0.0	0.0	0.0
142.5°	0.0	0.0	0.0	0.0	0.0	0.0	0.0	0.0	0.0	0.0	0.0
145°	0.0	0.0	0.0	0.0	0.0	0.0	0.0	0.0	0.0	0.0	0.0
147.5°	0.0	0.0	0.0	0.0	0.0	0.0	0.0	0.0	0.0	0.0	0.0
150°	0.0	0.0	0.0	0.0	0.0	0.0	0.0	0.0	0.0	0.0	0.0
152.5°	0.0	0.0	0.0	0.0	0.0	0.0	0.0	0.0	0.0	0.0	0.0
155°	0.0	0.0	0.0	0.0	0.0	0.0	0.0	0.0	0.0	0.0	0.0
157.5°	0.0	0.0	0.0	0.0	0.0	0.0	0.0	0.0	0.0	0.0	0.0
160°	0.0	0.0	0.0	0.0	0.0	0.0	0.0	0.0	0.0	0.0	0.0
162.5°	0.0	0.0	0.0	0.0	0.0	0.0	0.0	0.0	0.0	0.0	0.0
165°	0.0	0.0	0.0	0.0	0.0	0.0	0.0	0.0	0.0	0.0	0.0
167.5°	0.0	0.0	0.0	0.0	0.0	0.0	0.0	0.0	0.0	0.0	0.0
170°	0.0	0.0	0.0	0.0	0.0	0.0	0.0	0.0	0.0	0.0	0.0
172.5°	0.0	0.0	0.0	0.0	0.0	0.0	0.0	0.0	0.0	0.0	0.0
175°	0.0	0.0	0.0	0.0	0.0	0.0	0.0	0.0	0.0	0.0	0.0
177.5°	0.0	0.0	0.0	0.0	0.0	0.0	0.0	0.0	0.0	0.0	0.0
180°	0.0	0.0	0.0	0.0	0.0	0.0	0.0	0.0	0.0	0.0	0.0



REPORT NUMBER: P271804

CATALOG NUMBER: ISW-AF-1200-LED-E1-SL4-7027

CANDELA DISTRIBUTION (continued):

	105°	110°	115°	120°	125°	130°	135°	140°	145°	150°	155°
0°	896.7	896.7	896.7	896.7	896.7	896.7	896.7	896.7	896.7	896.7	896.7
2.5°	874.9	871.4	862.8	861.0	858.4	855.0	854.1	849.8	841.0	839.4	840.3
5°	835.0	821.1	811.5	803.7	797.7	782.0	775.9	768.9	756.8	753.3	748.1
7.5°	788.0	771.6	752.4	738.6	722.1	705.5	692.5	676.0	662.9	655.1	641.2
10°	751.6	729.0	703.8	676.0	654.2	629.0	612.6	593.4	572.6	553.4	539.6
12.5°	723.8	692.5	656.0	623.0	591.7	564.8	535.2	508.4	482.2	456.2	433.5
15°	701.1	662.1	616.1	574.4	536.1	496.1	463.1	425.8	392.6	370.1	341.4
17.5°	676.9	626.5	571.7	523.0	473.6	431.8	390.1	351.0	319.8	290.2	266.8
20°	647.3	586.5	527.5	470.9	414.5	366.7	324.1	286.6	256.4	232.9	215.4
22.5°	614.4	543.0	474.5	412.7	356.3	309.4	269.3	241.6	219.0	205.9	200.7
25°	582.1	500.4	423.1	355.4	298.9	258.9	232.0	208.6	197.3	192.0	192.0
27.5°	552.5	457.1	371.0	305.0	250.3	219.0	198.1	188.6	183.3	183.3	185.9
30°	524.8	413.6	321.4	254.6	211.1	187.7	176.3	172.9	173.8	177.2	180.6
32.5°	492.6	371.9	278.9	219.0	183.3	167.7	159.0	159.9	164.2	170.3	176.3
35°	458.8	327.5	241.6	192.0	164.2	152.0	146.9	147.7	153.8	161.7	167.7
37.5°	428.3	291.9	212.9	171.1	150.4	142.5	138.2	139.0	143.4	152.9	160.8
40°	397.9	261.6	189.5	159.0	142.5	134.7	132.1	131.2	134.7	143.4	152.9
42.5°	371.9	235.4	175.5	150.4	137.4	130.3	126.8	126.8	128.5	135.6	145.1
45°	356.3	219.8	166.0	144.3	132.9	126.8	123.3	121.6	124.2	128.5	137.4
47.5°	356.3	212.0	159.9	139.9	129.4	124.2	119.9	119.0	119.9	124.2	132.9
50°	368.5	213.8	159.0	138.2	127.6	120.8	116.4	116.4	118.1	124.2	131.2
52.5°	378.8	217.2	161.7	139.9	127.6	119.0	113.8	113.0	115.5	121.6	127.6
55°	377.1	217.2	164.2	142.5	130.3	119.9	113.0	112.1	113.8	119.9	126.0
57.5°	337.1	204.2	161.7	144.3	133.8	124.2	117.3	114.7	116.4	121.6	126.8
60°	272.8	181.5	154.7	144.3	139.0	132.1	125.1	123.3	124.2	129.4	135.6
62.5°	213.8	161.7	146.0	143.4	141.7	138.2	135.6	133.8	133.8	138.2	143.4
65°	173.8	146.0	139.0	139.9	141.7	140.8	139.9	139.0	139.0	141.7	146.9
67.5°	145.1	131.2	129.4	132.1	133.8	134.7	135.6	134.7	135.6	138.2	144.3
69°	132.1	123.3	121.6	123.3	126.8	127.6	129.4	128.5	129.4	132.1	138.2
70°	124.2	117.3	115.5	118.1	120.8	121.6	123.3	122.5	123.3	126.0	132.1
72.5°	107.8	99.9	97.3	99.0	101.7	101.7	104.2	105.1	103.3	104.2	108.7
75°	92.1	83.5	79.1	79.9	79.9	79.9	81.7	81.7	79.9	79.1	79.9
77.5°	77.3	67.8	62.5	62.5	62.5	61.7	59.1	60.0	60.8	60.0	60.8
80°	60.8	53.0	47.8	47.8	47.8	46.0	45.2	45.2	46.9	48.7	47.8
82.5°	46.9	39.1	36.5	35.7	35.7	33.9	33.9	35.7	34.8	35.7	37.4
85°	33.9	27.8	25.2	26.1	25.2	23.4	24.3	26.9	26.9	26.1	27.8
87.5°	20.8	17.3	16.5	17.3	15.6	13.0	12.1	13.0	14.7	13.9	15.6
90°	2.7	1.8	1.8	1.8	2.7	1.8	1.8	1.8	2.7	2.7	1.8
92.5°	0.0	0.0	0.0	0.0	0.0	0.0	0.0	0.0	0.0	0.0	0.0
95°	0.0	0.0	0.0	0.0	0.0	0.0	0.0	0.0	0.0	0.0	0.0
97.5°	0.0	0.0	0.0	0.0	0.0	0.0	0.0	0.0	0.0	0.0	0.0
100°	0.0	0.0	0.0	0.0	0.0	0.0	0.0	0.0	0.0	0.0	0.0
102.5°	0.0	0.0	0.0	0.0	0.0	0.0	0.0	0.0	0.0	0.0	0.0
105°	0.0	0.0	0.0	0.0	0.0	0.0	0.0	0.0	0.0	0.0	0.0
107.5°	0.0	0.0	0.0	0.0	0.0	0.0	0.0	0.0	0.0	0.0	0.0



REPORT NUMBER: P271804
 CATALOG NUMBER: ISW-AF-1200-LED-E1-SL4-7027

REPORT N
 CATALOG

CANDELA DISTRIBUTION (continued):

CANDELA

	105°	110°	115°	120°	125°	130°	135°	140°	145°	150°	155°	
110°	0.0	0.0	0.0	0.0	0.0	0.0	0.0	0.0	0.0	0.0	0.0	0°
112.5°	0.0	0.0	0.0	0.0	0.0	0.0	0.0	0.0	0.0	0.0	0.0	2.5°
115°	0.0	0.0	0.0	0.0	0.0	0.0	0.0	0.0	0.0	0.0	0.0	5°
117.5°	0.0	0.0	0.0	0.0	0.0	0.0	0.0	0.0	0.0	0.0	0.0	7.5°
120°	0.0	0.0	0.0	0.0	0.0	0.0	0.0	0.0	0.0	0.0	0.0	10°
122.5°	0.0	0.0	0.0	0.0	0.0	0.0	0.0	0.0	0.0	0.0	0.0	12.5°
125°	0.0	0.0	0.0	0.0	0.0	0.0	0.0	0.0	0.0	0.0	0.0	15°
127.5°	0.0	0.0	0.0	0.0	0.0	0.0	0.0	0.0	0.0	0.0	0.0	17.5°
130°	0.0	0.0	0.0	0.0	0.0	0.0	0.0	0.0	0.0	0.0	0.0	20°
132.5°	0.0	0.0	0.0	0.0	0.0	0.0	0.0	0.0	0.0	0.0	0.0	22.5°
135°	0.0	0.0	0.0	0.0	0.0	0.0	0.0	0.0	0.0	0.0	0.0	25°
137.5°	0.0	0.0	0.0	0.0	0.0	0.0	0.0	0.0	0.0	0.0	0.0	27.5°
140°	0.0	0.0	0.0	0.0	0.0	0.0	0.0	0.0	0.0	0.0	0.0	30°
142.5°	0.0	0.0	0.0	0.0	0.0	0.0	0.0	0.0	0.0	0.0	0.0	32.5°
145°	0.0	0.0	0.0	0.0	0.0	0.0	0.0	0.0	0.0	0.0	0.0	35°
147.5°	0.0	0.0	0.0	0.0	0.0	0.0	0.0	0.0	0.0	0.0	0.0	37.5°
150°	0.0	0.0	0.0	0.0	0.0	0.0	0.0	0.0	0.0	0.0	0.0	40°
152.5°	0.0	0.0	0.0	0.0	0.0	0.0	0.0	0.0	0.0	0.0	0.0	42.5°
155°	0.0	0.0	0.0	0.0	0.0	0.0	0.0	0.0	0.0	0.0	0.0	45°
157.5°	0.0	0.0	0.0	0.0	0.0	0.0	0.0	0.0	0.0	0.0	0.0	47.5°
160°	0.0	0.0	0.0	0.0	0.0	0.0	0.0	0.0	0.0	0.0	0.0	50°
162.5°	0.0	0.0	0.0	0.0	0.0	0.0	0.0	0.0	0.0	0.0	0.0	52.5°
165°	0.0	0.0	0.0	0.0	0.0	0.0	0.0	0.0	0.0	0.0	0.0	55°
167.5°	0.0	0.0	0.0	0.0	0.0	0.0	0.0	0.0	0.0	0.0	0.0	57.5°
170°	0.0	0.0	0.0	0.0	0.0	0.0	0.0	0.0	0.0	0.0	0.0	60°
172.5°	0.0	0.0	0.0	0.0	0.0	0.0	0.0	0.0	0.0	0.0	0.0	62.5°
175°	0.0	0.0	0.0	0.0	0.0	0.0	0.0	0.0	0.0	0.0	0.0	65°
177.5°	0.0	0.0	0.0	0.0	0.0	0.0	0.0	0.0	0.0	0.0	0.0	67.5°
180°	0.0	0.0	0.0	0.0	0.0	0.0	0.0	0.0	0.0	0.0	0.0	69°
												70°
												72.5°
												75°
												77.5°
												80°
												82.5°
												85°
												87.5°
												90°
												92.5°
												95°
												97.5°
												100°
												102.5°
												105°
												107.5°

NUMBER: P271804
 NUMBER: ISW-AF-1200-LED-E1-SL4-7027

REPORT NUMBER: P
 CATALOG NUMBER:

DISTRIBUTION (continued):

160°	165°	170°	175°	180°
896.7	896.7	896.7	896.7	896.7
834.2	836.7	825.5	830.7	827.2
742.9	738.6	737.7	735.0	729.9
636.0	632.6	622.2	625.6	617.8
525.7	524.8	505.7	506.6	497.0
424.0	408.4	400.6	389.2	395.3
328.4	315.5	298.9	294.6	300.7
247.7	234.5	226.8	219.8	217.2
205.0	197.3	192.9	190.4	188.6
198.1	196.4	195.5	193.8	192.9
193.8	195.5	195.5	195.5	193.8
189.5	192.9	193.8	192.9	191.2
185.1	187.7	187.7	186.8	184.2
179.0	181.5	181.5	180.6	179.0
172.0	173.8	174.6	174.6	175.5
166.8	168.5	170.3	172.0	174.6
160.8	163.3	164.2	167.7	171.1
152.9	156.3	158.1	160.8	164.2
145.1	149.5	150.4	153.8	157.2
141.7	145.1	145.1	147.7	150.4
137.4	139.0	138.2	139.9	140.8
132.9	134.7	133.8	135.6	136.5
129.4	131.2	132.9	134.7	135.6
131.2	133.8	134.7	137.4	138.2
139.0	142.5	146.0	149.5	152.0
146.9	151.2	159.0	174.6	180.6
151.2	157.2	175.5	202.5	210.2
148.6	156.3	178.1	206.8	216.3
143.4	149.5	172.9	202.5	211.1
136.5	142.5	166.0	198.1	205.9
110.3	113.8	139.9	170.3	175.5
80.8	83.5	103.3	115.5	114.7
62.5	66.0	73.0	73.8	73.0
49.6	51.2	54.8	54.8	55.7
38.3	39.1	40.9	39.1	38.3
28.7	27.8	26.9	26.1	25.2
16.5	16.5	13.9	12.1	11.3
1.8	2.7	2.7	1.8	0.0
0.0	0.0	0.0	0.0	0.0
0.0	0.0	0.0	0.0	0.0
0.0	0.0	0.0	0.0	0.0
0.0	0.0	0.0	0.0	0.0
0.0	0.0	0.0	0.0	0.0
0.0	0.0	0.0	0.0	0.0
0.0	0.0	0.0	0.0	0.0
0.0	0.0	0.0	0.0	0.0
0.0	0.0	0.0	0.0	0.0

CANDELA DISTRIBUTION:

	160°
110°	0.0
112.5°	0.0
115°	0.0
117.5°	0.0
120°	0.0
122.5°	0.0
125°	0.0
127.5°	0.0
130°	0.0
132.5°	0.0
135°	0.0
137.5°	0.0
140°	0.0
142.5°	0.0
145°	0.0
147.5°	0.0
150°	0.0
152.5°	0.0
155°	0.0
157.5°	0.0
160°	0.0
162.5°	0.0
165°	0.0
167.5°	0.0
170°	0.0
172.5°	0.0
175°	0.0
177.5°	0.0
180°	0.0

